




# Modulo Market Shelter Datasheet



## Modulo Market Shelter

The Modulo Market shelter is a steel framed shelter multi purpose shelter. The frame is fully welded, hot-dipped galvanised steel to provide lasting protection. The shelter features fold down tables that can be used for a market stall vendor, integrated timber seating with armrests. The Armrests also double up as cycle stands. Optional side living wall planters can be installed to add greenery to the sides.

**Materials** Galvanised Mild Steel Frame / FSC Certified Timber - Optional Premium Accoya / Corrugated Steel Roof with Full Steel Fascia / Green Roof with Full Steel Fascia / Optional living wall planters to the sides.

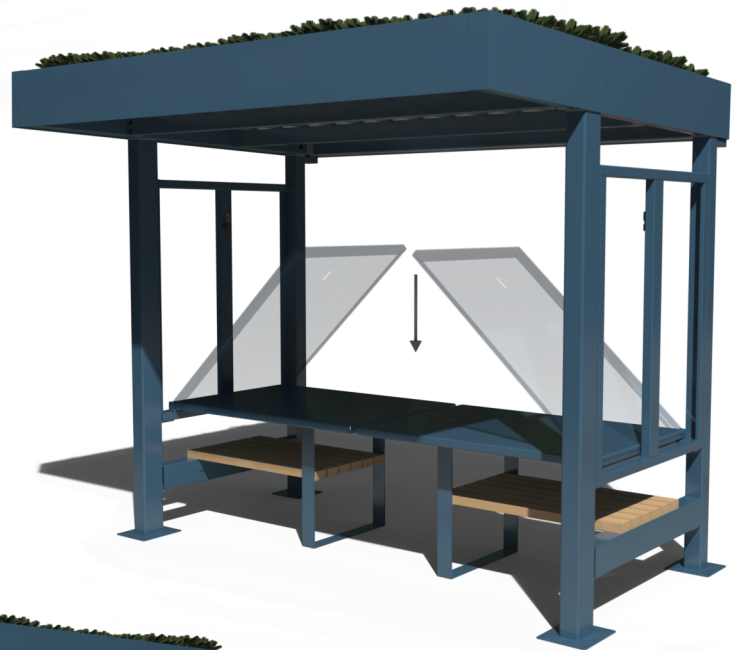


## Modulo Market Shelter



Roof is supplied as a complete unit, with Sedum already installed. Meaning for a seamless install on site by simply lifting it in place and securing with bolts

Integrated fold down tables that can be used for market stall days. In the up right position, the tables can be secured with a lock. The tables are supported by the bench legs when lowered down



Optional living wall planters can be added to the sides of the shelters to add more greenery. These planter units have automatic watering systems so are very low maintenance.

# Modulo Market Shelter

## Modulo Market Shelter

Available lengths: 3000mm Standard length

### Framework Material:

Manufactured from galvanised mild steel to BS EN ISO 1461:1999

### Timber:

Wooden seat element of this product can be either Treated Softwood Thermowood, Iroko, Sapele or Accoya. With the option for these to be PEFC / FSC certified. All timber supplied planed all round with 4mm radius to all edges. A2 Stainless steel screws.

### Installation:

For the products installation, product is designed to be self weight surface mounted. There is an option to drill holes in the base for anchoring embedment bolts into concrete foundations laid by others. Insert 12mm threaded bolts into holes drilled into the concrete slabs and fill with epoxy resin or fast motor.

### Maintenance:

Metal - Manufactured from galvanised mild steel to BS EN ISO 1461:1999 - rinse thoroughly once every six months with a salt free wash and wax solution and polish with a soft clean cloth.

Timber - Manufactured entirely from carefully selected and graded hardwood / softwood. Sourced entirely from commercially managed, recognised and sustainable resources with a natural un-treated finish, to remove stains sand lightly with an appropriate grade sandpaper.


Check fixing connections every six months to ensure they are secure and tighten as required.

The wooden slats can be replaced if necessary.

## Standard Timber




## Metal Framework

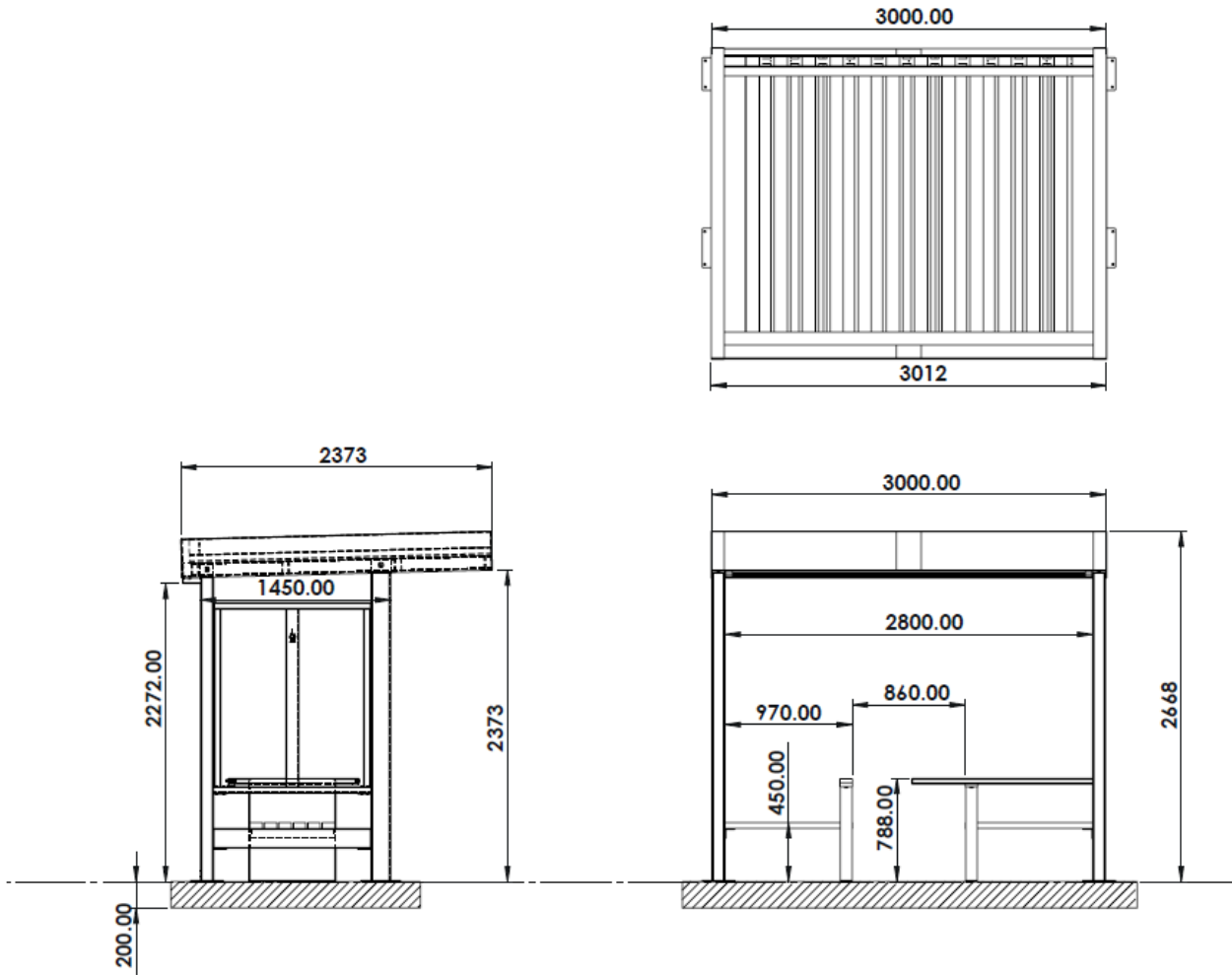


GALVANISED STEEL

## Standard Colours



# Modulo Market Shelter



MARKET STREET

COFFEE HOUSE



Modulo Market Shelter

 Landmark  
STREET FURNITURE

[www.landmarkstreetfurniture.com](http://www.landmarkstreetfurniture.com)

MARKET STREET

COFFEE HOUSE



Modulo Market Shelter



Landmark

STREET FURNITURE

[www.landmarkstreetfurniture.com](http://www.landmarkstreetfurniture.com)