

Modulo Range Bench Datasheet





 **Landmark**
STREET FURNITURE

www.landmarkstreetfurniture.com

Modulo Bench Datasheet

Modulo collection is characterized by emphasizing the value of wood, by wooden slats of 45mm thickness, supported by pre galvanised steel sheet. The combination of both materials results in a design system which allowed us developing the backrest bench model, bench without backrest and the backrest / armrest version as well. A whole set with great versatility in outdoor spaces, which also works individually, and thanks to its wide range of finishes and colours, integrates its comfort at any park area, promenade and urban avenue.

Modulo is not just a bench collection, it also features a table unit and the ability to connect all units together using planters for biophilic integration. With unmatched customisation in timber, colour finishes and layouts, the only limit to what can be created is the imagination.



Modulo Bench Datasheet

Bench with sheet steel structure and solid wood seat.

Modulo Bench: Length* x 465 x 450

Modulo Seat: Length* x 535 x 771

Modulo Seat W/ arms: Length* x 535 x 771

Material:

Structure of pre-galvanised steel sheet with antirust epoxy powder primer and powder coating; available in any RAL colour, polyester-based paint, thicker than 80 microns (ISO 2630) and resistant to UV radiation or other climatic influences. Additional option in shotblasted Corten steel sheet.

Timber:

Wooden seat element of this product can be either Thermowood, Iroko or Sapele. With the option for these to be PEFC / FSC certified. All timber supplied planed all round with 4mm radius to all edges. A2 Stainless steel screws.

Installation:

For the products installation, there are holes in the base for anchoring embedment bolts into concrete foundations laid by others.

Insert 12mm threaded bolts into holes drilled into the concrete slabs and fill with epoxy resin or fast motor.

Maintenance:

Metal - Rinse thoroughly once every six months with a salt free wash and wax solution and polish with a soft clean cloth.

The powder coated finish should be inspected every 6 months for damage. Any areas where the surface finish has been compromised or removed should be cleaned of debris, and re-covered using touch up paint. Colour matched touch up paint can be purchased from Landmark or a local paint supplier. (colour ref in spec)

Timber - Manufactured entirely from carefully selected and graded hardwood. Sourced entirely from commercially managed, recognised and sustainable resources with a natural un-treated finish, to remove stains sand lightly with an appropriate grade sandpaper.

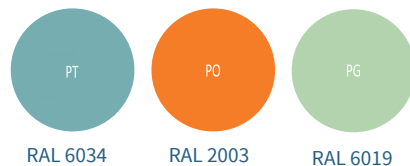
The wooden seat can be replaced if necessary.

* Only stocked in this colour

Standard Colours



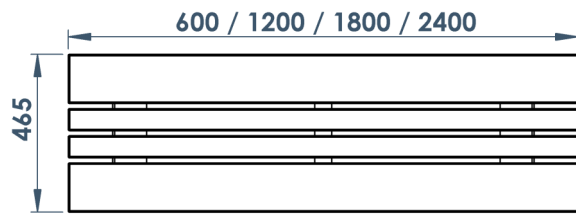
Pastel Colours




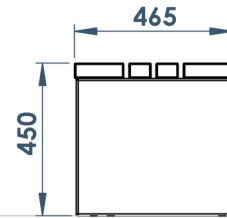
Standard Timber




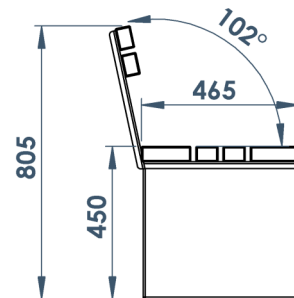
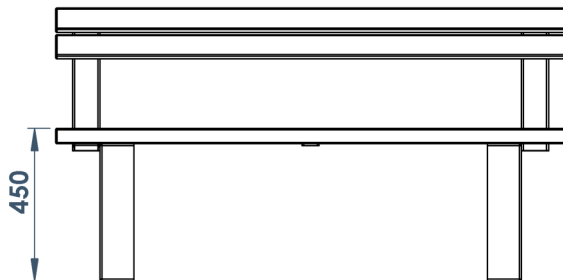
Modulo Bench Datasheet



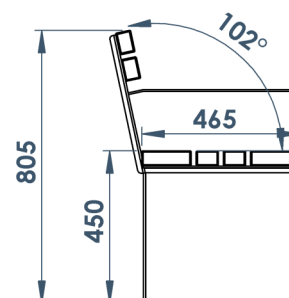
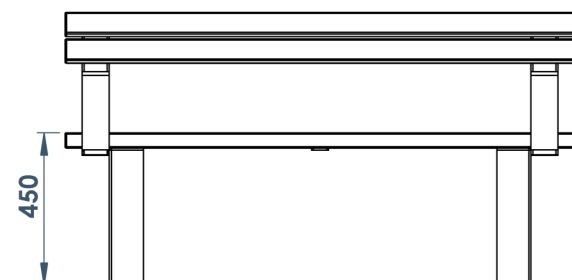
Modulo Bench



Modulo Seat

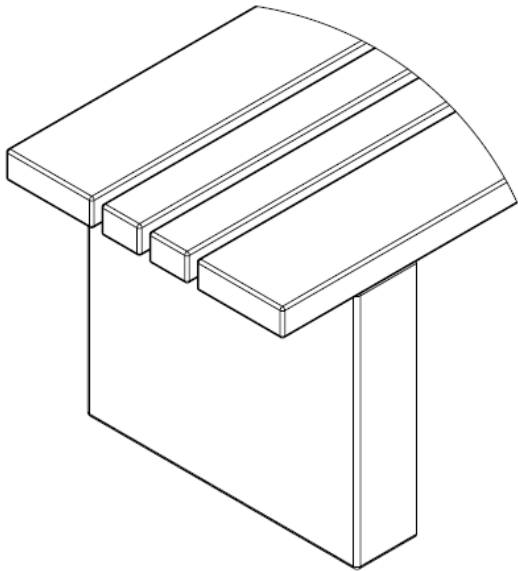


**Modulo Seat C/W
Backrest & Armrest**

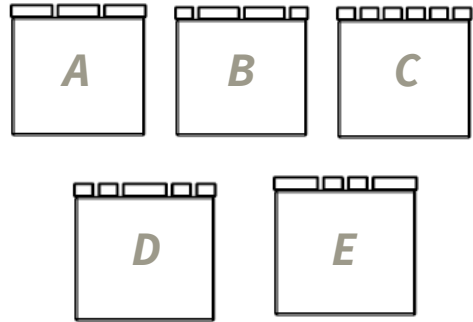


Modulo Bench Datasheet

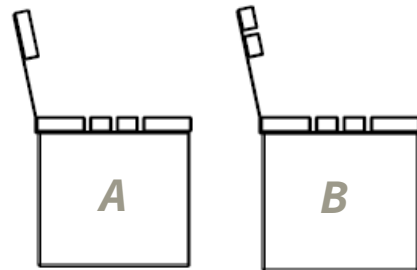
LEG A OPTION



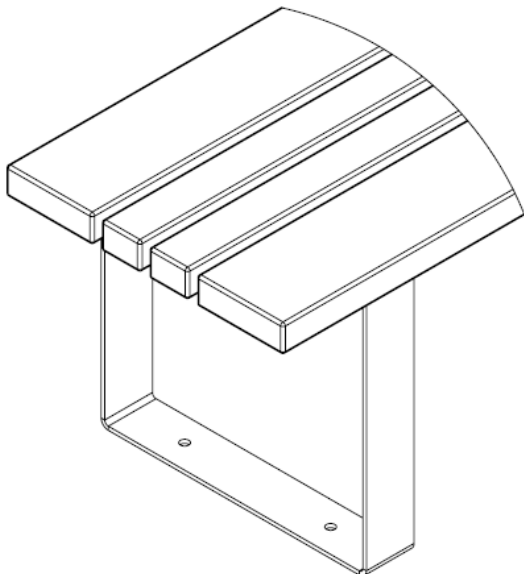
Available in 5 Timber Options



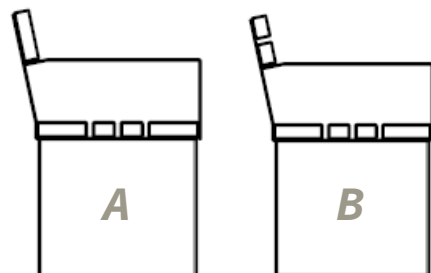
Available in 2 Backrest Timber Options



LEG B OPTION



Available in 2 Backrest Timber Options



Modulo Bench Datasheet



 Landmark
STREET FURNITURE