


Modular Planters 400 Datasheet



 **Landmark**
STREET FURNITURE

www.landmarkstreetfurniture.com

Modular Planters 400

The 400 Series Modular Metal Planters belongs to a collection of four different series named after their differing heights. There are six models within each series that offer a different format with the two main themes being square and cylinders. The 400 series modular planters can be used in conjunction with other models in the alternate series to create tiered and layered arrangements adding the impression of height to a space while integrating plants and shrubbery of varying size. With four different sizes of each planter available there is something to fill the demands of every space while creating bespoke arrangements. The 400, 600, 800, and 1000 series can also be combined with a bench element to integrate seating into the planter arrangements, providing a biophilic touchpoint for users.



Modular Planters 400

Planter series in powder coated aluminium.

- Planter A: 400 x 400 x 400
- Planter B: 800 x 400 x 400
- Planter C: 800 x 800 x 400
- Planter D: 400 DIA x 400
- Planter E: 800 DIA x 400
- Planter F: 800 / 400 DIA x 400

Material:

Structure of Aluminium sheet with powder primer and powder coating; available in any RAL colour below, polyester-based paint, thicker than 80 microns (ISO 2630) and resistant to UV radiation or other climatic influences. Additional option in shotblasted Corten steel sheet.

Installation:

For the products installation, there are holes in the base for anchoring embedment bolts into concrete foundations laid by others. Insert 8mm threaded bolts into holes drilled into the concrete slabs and fill with epoxy resin or fast motor.

Maintenance:

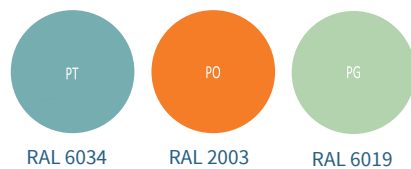
No maintenance required, except for cleaning and regular emptying. Clean the metal parts using clean water only. If necessary, with a little neutral cleaning agent (pH 7) and soft non-abrasive cloths or cloths. For the most stubborn dirt, such as oily substances, gum, or stickers, clean with white spirit or isopropyl alcohol. The powder coated finish should be inspected every 6 months for damage. Any areas where the surface finish has been compromised or removed should be cleaned of debris, and re-covered using touch up paint. Colour matched touch up paint can be purchased from Landmark or a local paint supplier. (colour ref in spec)

* Only stocked in this colour

Standard Colours



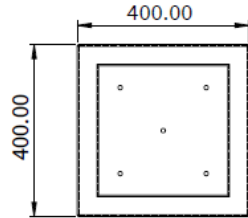
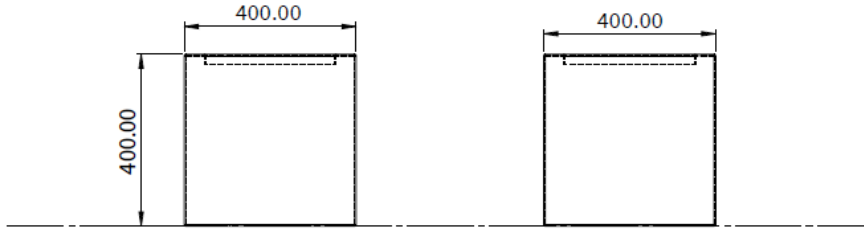
Pastel Colours



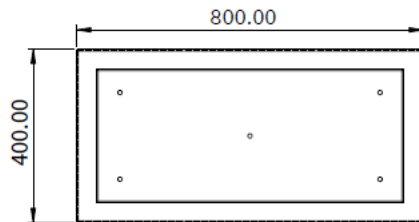
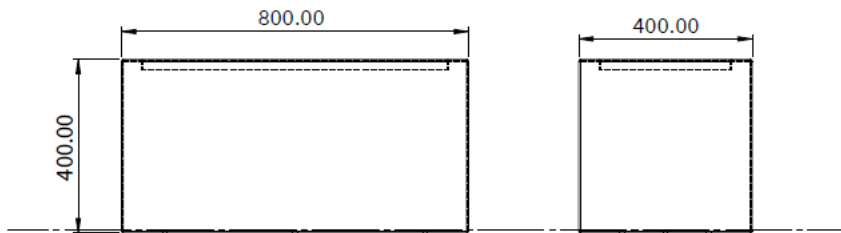
Metal



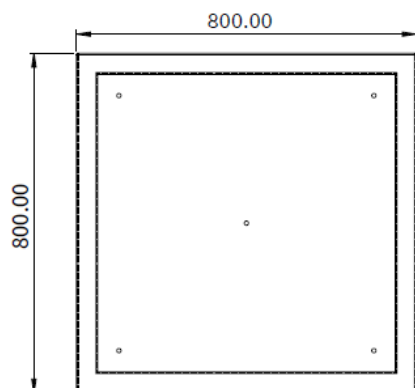
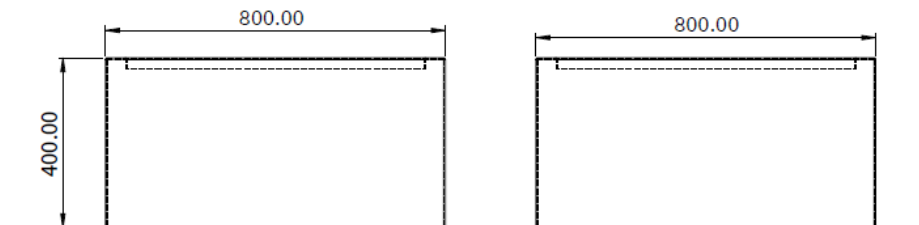
Modular Planters 400



Modular Planter A - Specification

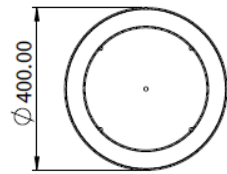
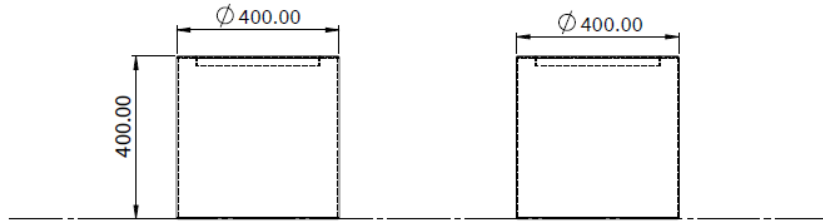


Modular Planter B - Specification

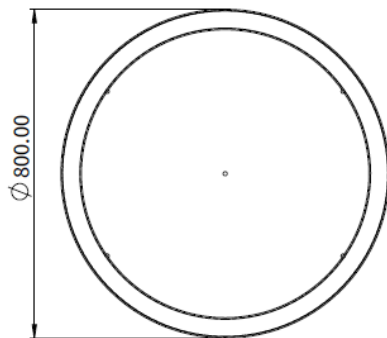
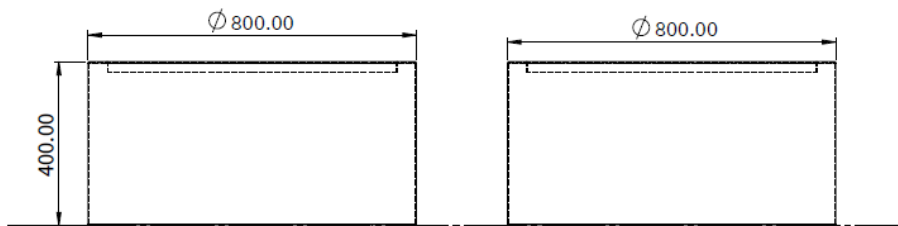


Modular Planter C - Specification

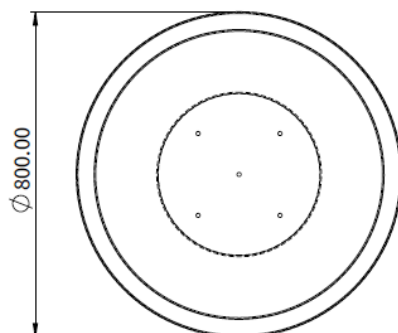
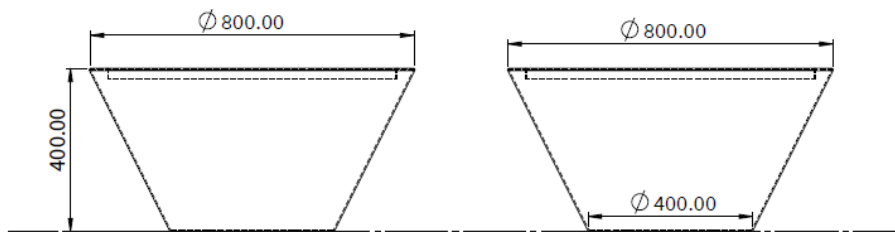
Modular Planters 400



Modular Planter D - Specification



Modular Planter E - Specification



Modular Planter F - Specification

Modular Planters 400



 Landmark
STREET FURNITURE

www.landmarkstreetfurniture.com